


Valid for hose set 10031549 and 10033955



Read the installation instructions for the units and observe the safety information.

The target group for this installation manual is trained qualified personnel entrusted with the technical functioning and operation of the unit.

Safety instructions

Organizational measures

Risk of property damage and personal injury from lack of organizational measures

- Use equipment and protective gear suitable for the activity.

Scope of delivery

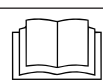
10031549 for devices without MagicHood

Supply air hose for upper cooking chamber, 250 mm (9,84 in) long	10031209
Supply air hose for lower cooking chamber, 860 mm (33,86 in) long	10031210
Exhaust air hose for lower cooking chamber, 1060 mm (41,73 in) long	10031212
Exhaust air hose for upper cooking chamber, 500 mm (19,69 in) long	10031213
Hose clamp (8 pieces)	10031669

10033955 for devices with MagicHood

Supply air hose for upper cooking chamber, 290 mm (11,42 in) long	10033956
Supply air hose for lower cooking chamber, 900 mm (35,43 in) long	10033957
Exhaust air hose for lower cooking chamber, 1060 mm (41,73 in) long	10031212
Exhaust air hose for upper cooking chamber, 500 mm (19,69 in) long	10031213
Hose clamp (8 pieces)	10031669

Preparatory work



Open and close the unit according to the service instructions.

Disassembly

- Dismantle the supply and exhaust air hoses.
- Completely remove any residue from the connection pieces.

Assembly

- Mount the supply and exhaust air hoses with the enclosed clamps.

INFORMATION

The hoses must not be kinked after assembly.


Assemble remaining components

The remaining parts are assembled in the reverse order.


Also note the graphics on the back

Replace supply and exhaust hoses

Overview 10033955 for devices with MagicHood




- a Supply air hose unit top
- b Supply air hose unit bottom




- c Exhaust air hose unit top
- d Exhaust air hose unit bottom

Overview 10031549 for devices without MagicHood



- a Supply air hose unit top
- b Supply air hose unit bottom



- c Exhaust air hose unit top
- d Exhaust air hose unit bottom